

GRADE 3

For information on instruments (including a related-instrument option) see page 9.

THREE PIECES: one chosen by the candidate from each of the three Lists, A, B and C:

ALTO or BARITONE SAXOPHONE IN E♭

| | COMPOSER | PIECE / WORK / ARRANGER | PUBLICATION (PUBLISHER) |
|----------|-----------------------|--|---|
| A | 1 Delibes | Flower Duet (from <i>Lakmé</i>), arr. Bullard | Saxophone Exam Pieces 2018–2021, Grade 3 (ABRSM) |
| | 2 G. Farnaby | Tower Hill, arr. Blackwell | Saxophone Exam Pieces 2018–2021, Grade 3 (ABRSM) |
| | 3 attrib. Giordani | Caro mio ben, arr. Sutton-Anderson | Saxophone Exam Pieces 2018–2021, Grade 3 (ABRSM) |
| | 4 Byrd | Lord Willobies Welcome Home, arr. Sparke | Sounds Classical for Alto Saxophone (Anglo Music) |
| | 5 Grieg | Morning (from <i>Peer Gynt Suite</i>), arr. Lanning | The Classic Experience for Alto Saxophone (Cramer) |
| | 6 Jacob | A Christmas Tune, arr. Denley | Time Pieces for E♭ Saxophone, Vol. 1 (ABRSM) |
| | 7 MacDowell | To a Wild Rose, Op. 51 No.1, arr. Buckland | Time Travels for Saxophone (Astute Music [M]) |
| | 8 Philip Sparke | Waltz with Variations | Skilful Solos for Alto Saxophone (Anglo Music) |
| | 9 Trad. English | The Miller of the Dee or The trees they do grow so high, arr. Davies | Folk Roots for Alto Saxophone (Boosey & Hawkes) |
| | 10 Vivaldi | Cantabile (from <i>Il Cordellino</i>), arr. Harris & Calland | First Repertoire for Alto Saxophone (Faber) |
| B | 1 Paul Harris | Foxtrot (No. 7 from <i>Seven Easy Dances for Alto Saxophone</i>) | Saxophone Exam Pieces 2018–2021, Grade 3 (ABRSM) |
| | 2 Alan Haughton | Nocturne (No. 5 from <i>Rhythm & Rag for E♭ Saxophone</i>) | Saxophone Exam Pieces 2018–2021, Grade 3 (ABRSM) |
| | 3 Dixon & Henderson | Bye Bye Blackbird, arr. Bennett | Saxophone Exam Pieces 2018–2021, Grade 3 (ABRSM) |
| | 4 Coward | My Horse has Cast a Shoe (from <i>Pacific 1860</i>), arr. Denley | Time Pieces for E♭ Saxophone, Vol. 1 (ABRSM) |
| | 5 Chris Gumbley | Goalmouth Scramble | Final Whistle! for E♭ Saxophone (Gumbles Publications) |
| | 6 Paul Harris | Round the Bend! | First Repertoire for Alto Saxophone (Faber) |
| | 7 Andrew Lloyd Webber | The Music of the Night (from <i>Phantom of the Opera</i>), arr. Lawrance | Winner Scores All for Saxophone (Brass Wind [M]) |
| | 8 Andy Scott | Castanet | Time Travels for Saxophone (Astute Music [M]) |
| | 9 Philip Sparke | Alladale Aria | Skilful Solos for Alto Saxophone (Anglo Music) |
| | 10 Ros Stephen | Roda de Choro (No. 11 from <i>E♭ Saxophone Globetrotters</i>) | Ros Stephen: E♭ Saxophone Globetrotters (OUP) |
| C | 1 Alan Bullard | Driving Sax (No. 26 from <i>Sixty for Sax</i>) | Saxophone Exam Pieces 2018–2021, Grade 3 (ABRSM) |
| | 2 Soussmann | Andante in B minor (from <i>Practische Flötenschule</i> , Op. 53) | Saxophone Exam Pieces 2018–2021, Grade 3 (ABRSM) |
| | 3 Karen Street | Phish and Chips | Saxophone Exam Pieces 2018–2021, Grade 3 (ABRSM) |
| | 4 Lazarus | Study in G | No. 22 from <i>More Graded Studies for Saxophone</i> , Book 1 (Faber) |
| | 5 Ian Morrison | Swampy Blues (No. 13 from <i>Blues for One, Vol. 1</i>) | Ian Morrison: Blues for One, Vol. 1 (Warwick Music) |
| | 6 Mike Mower | Out of Plaise (No. 7 from <i>The Good-Tempered Saxophone</i>) | Mike Mower: The Good-Tempered Saxophone (Itchy Fingers Publications) |
| | 7 Mark Nightingale | Of Mice and Keys (No. 12 from <i>Jazz@Etudes for Saxophone</i>) | Mark Nightingale: Jazz@Etudes for Saxophone (Warwick Music) |
| | 8 James Rae | Spinnaker Jig or Pot Luck (No. 9 or No. 13 from <i>36 More Modern Studies for Solo Saxophone</i>) | James Rae: 36 More Modern Studies for Solo Saxophone (Universal) |
| | 9 Graham Salter | Skippy (from <i>35 Melodic Studies for Saxophone</i>) | Graham Salter: 35 Melodic Studies for Saxophone (Emerson) |
| | 10 Karen Street | Domain Reason | Double Click!! for Solo Saxophone (Gumbles Publications) |

SOPRANO or TENOR SAXOPHONE IN B \flat

| | COMPOSER | PIECE / WORK / ARRANGER | PUBLICATION (PUBLISHER) |
|---|-----------------------|--|--|
| A | 1 Delibes | Flower Duet (from <i>Lakmé</i>), arr. Bullard | Saxophone Exam Pieces 2018–2021, Grade 3 (ABRSM) |
| | 2 G. Farnaby | Tower Hill, arr. Blackwell | Saxophone Exam Pieces 2018–2021, Grade 3 (ABRSM) |
| | 3 attrib. Giordani | Caro mio ben, arr. Sutton-Anderson | Saxophone Exam Pieces 2018–2021, Grade 3 (ABRSM) |
| | 4 Byrd | Lord Willobies Welcome Home, arr. Sparke | Sounds Classical for Tenor Saxophone (Anglo Music) |
| | 5 Grieg | Morning (from <i>Peer Gynt Suite</i>), arr. Lanning | Classic Experience Collection for Tenor Saxophone (Cramer) |
| | 6 Jacob | A Christmas Tune, arr. Denley | Time Pieces for B \flat Saxophone, Vol. 1 (ABRSM) |
| | 7 MacDowell | To a Wild Rose, Op. 51 No. 1, arr. Buckland | Time Travels for Saxophone (Astute Music (M)) |
| | 8 Musorgsky | Promenade (from <i>Pictures at an Exhibition</i>), arr. Harris & Calland | Selected Solos for Soprano/Tenor Saxophone, Grades 1–3 (Faber) |
| | 9 Philip Sparke | Waltz with Variations | Skilful Solos for Tenor Saxophone (Anglo Music) |
| | 10 Trad. English | The Miller of the Dee or The trees they do grow so high, arr. Davies | Folk Roots for Tenor Saxophone (Boosey & Hawkes) |
| B | 1 Paul Harris | Foxtrot | Saxophone Exam Pieces 2018–2021, Grade 3 (ABRSM) |
| | 2 Alan Houghton | Nocturne (No. 5 from <i>Rhythm & Rag for B\flat Saxophone</i>) | Saxophone Exam Pieces 2018–2021, Grade 3 (ABRSM) |
| | 3 Dixon & Henderson | Bye Bye Blackbird, arr. Bennett | Saxophone Exam Pieces 2018–2021, Grade 3 (ABRSM) |
| | 4 Coward | My Horse has Cast a Shoe (from <i>Pacific 1860</i>), arr. Denley | Time Pieces for B \flat Saxophone, Vol. 1 (ABRSM) |
| | 5 Chris Gumbley | Goalmouth Scramble | Final Whistle! for B \flat Saxophone (Gumbles Publications) |
| | 6 Andrew Lloyd Webber | The Music of the Night (from <i>Phantom of the Opera</i>), arr. Lawrance | Winner Scores All for Saxophone (Brass Wind (M)) |
| | 7 Andy Scott | Castanet | Time Travels for Saxophone (Astute Music (M)) |
| | 8 Philip Sparke | Alladale Aria | Skilful Solos for Tenor Saxophone (Anglo Music) |
| | 9 Ros Stephen | Roda de Choro (No. 11 from <i>B\flat Saxophone Globetrotters</i>) | Ros Stephen: B \flat Saxophone Globetrotters (OUP) |
| | 10 Pam Wedgwood | Survivor (from <i>After Hours for Tenor Saxophone</i>) | Pam Wedgwood: After Hours for Tenor Saxophone (Faber) |
| C | as List C on page 116 | | |

SCALES AND ARPEGGIOS: from memory; for further details (including examples) see pages 11 & 14

| | RANGE | ARTICULATION (chosen by the examiner) |
|---|--------------|--|
| SCALES | | |
| B♭ major <i>starting an octave above lowest tonic</i> | 1 oct. | |
| G major | a 12th | |
| C, D majors | 2 oct. | |
| B minor <i>starting an octave above lowest tonic</i> (harmonic <i>or</i> melodic, at candidate's choice) | 1 oct. | tongued / slurred |
| G minor (harmonic <i>or</i> melodic, at candidate's choice) | a 12th | |
| D minor (harmonic <i>or</i> melodic, at candidate's choice) | 2 oct. | |
| CHROMATIC SCALE | | |
| starting on G | 1 oct. | tongued / slurred |
| ARPEGGIOS | | |
| B♭ major <i>starting an octave above lowest tonic</i> | 1 oct. | |
| G major | a 12th | |
| C, D majors | 2 oct. | |
| B minor <i>starting an octave above lowest tonic</i> | 1 oct. | tongued / slurred |
| G minor | a 12th | |
| D minor | 2 oct. | |

SIGHT-READING: a short piece of previously unseen music; for further details see pages 12 & 18–19

AURAL TESTS: administered by the examiner from the piano; for further details see pages 134 & 136

WOODWIND GRADES: requirements and information

This section provides a summary of the most important points that teachers and candidates need to know when taking ABRSM graded woodwind exams. Further details, as well as administrative information relating to the exams, are given in ABRSM's Information & Regulations (available at www.abrsm.org/examregulations) which should be read before an exam booking is made.

Entering for an exam

Eligibility: There are eight grades of exam for each instrument (Descant Recorder, Grades 1–5 only) and candidates may be entered for any grade irrespective of age and without previously having taken any other grade on the same instrument. Candidates for a Grade 6, 7 or 8 exam must already have passed ABRSM Grade 5 (or above) in Music Theory, Practical Musicianship or a solo Jazz instrument; for full details, including a list of accepted alternatives, see Regulation 1d at www.abrsm.org/examregulations.

Access: ABRSM endeavours to make its exams as accessible as possible to all candidates, regardless of sensory impairments, learning difficulties or particular physical needs. There is a range of alternative tests and formats as well as sets of guidelines for candidates with particular access needs (see www.abrsm.org/specificneeds). Where a candidate's needs are not covered by the guidelines, each case is considered on an individual basis. Further information is available from the Access Co-ordinator (accesscoordinator@abrsm.ac.uk).

Exam booking: Details of exam dates, locations, fees and how to book an exam are available online at www.abrsm.org/exambooking.

Instruments

Recorder: There are separate syllabuses for Descant (Soprano) and Treble (Alto) recorders. Descant Recorder exams are available at Grades 1–5 only.

Related instrument option: Treble Recorder candidates at Grades 6–8 may play *one* of their three pieces on a Descant or Tenor recorder where indicated in the Lists. There is no advantage to be gained over other candidates in taking this option, and all the other requirements must be played on a Treble recorder.

Flute: In Grades 1–3, candidates may play an adapted flute (e.g. non-metal and/or with curved head-joint) sounding at concert pitch.

Oboe: In Grades 1–3, candidates may play an adapted (junior) oboe.

Clarinet: The majority of the pieces in this syllabus are published for clarinet in B \flat ; certain pieces may be offered on a clarinet in A where the syllabus indicates a published edition for this instrument.

In Grades 1–3, candidates may play a clarinet in E \flat or C (including those that have been adapted for young beginners), provided the piano accompaniments are suitably transposed where necessary. Certain pieces at these grades are published with an accompaniment for clarinet in C and these are indicated in the repertoire lists.

Bassoon: In Grades 1–3, candidates may play a bassoon of reduced size (sounding a fourth or fifth above concert pitch), provided the piano accompaniments are suitably transposed where necessary. Certain pieces at these grades are published with transposed accompaniments and these are indicated in the repertoire lists.

Saxophone: Candidates enter for an exam on Soprano, Alto, Tenor or Baritone saxophone. There are separate repertoire lists for the E \flat and B \flat instruments; all other requirements are common to the four instruments.

Related instrument option: At all grades, candidates for any of the four saxophones (Soprano, Alto, Tenor, Baritone) have the option of playing their List C piece on one of the other three. There is no advantage to be gained over other candidates in taking this option, and all the other requirements must be played using the saxophone on which the candidate has entered.

Some pieces and/or books listed refer to a specific saxophone. This information is included to accurately reflect published titles and to give an indication of which instrument the piece was originally intended for. However, all pieces set on the *Alto or Baritone Saxophone in E \flat* lists may be played on either of those instruments in the exam. Similarly, all pieces set on the *Soprano or Tenor Saxophone in B \flat* lists may be played on either of those instruments.

In Grades 1–3, candidates may play a non-metal saxophone.

Elements of the exam

All ABRSM graded woodwind exams comprise the following elements: three Pieces; Scales and arpeggios; Sight-reading; and Aural tests. In all grades, marks are allocated as follows:

| | |
|----------------------|-----|
| Pieces: 1 | 30 |
| 2 | 30 |
| 3 | 30 |
| Scales and arpeggios | 21 |
| Sight-reading | 21 |
| Aural tests | 18 |
| Total | 150 |

Marking scheme: 100 marks are required for a Pass, 120 for a Merit and 130 for a Distinction. A Pass in each individual section is not required to pass overall. See pp. 146–147 for the marking criteria used by examiners.

Pieces

Programme planning: Candidates must choose one piece from each of the three lists (A, B and C) in each grade. In the exam, they should inform the examiner which pieces they are performing, and they are welcome to use the form on p. 149 for this purpose.

Accompaniment: All pieces in Lists A and B must be performed with a live piano accompaniment, whereas all pieces in List C must be performed solo. Candidates must provide their own accompanist, who may remain in the exam room only while accompanying. The candidate's teacher may act as accompanist (examiners will not). If necessary, the accompanist may simplify any part of the piano accompaniment, provided the result is musically satisfactory.

Woodwind grades: requirements and information

Exam music & editions: Wherever the syllabus includes an arrangement or transcription, the edition listed in the syllabus must be used in the exam; in all such cases the abbreviation 'arr.' or 'trans.' appears in the syllabus entry. For all other pieces, the editions quoted in the syllabus are given for guidance only and candidates may use any edition of their choice (in- or out-of-print or downloadable). Information on obtaining exam music is given on p. 13.

Interpreting the score: Printed editorial suggestions such as fingering, phrasing, metronome marks, realization of ornaments etc. need not be strictly observed. Whether the piece contains musical indications or not, candidates are always encouraged to interpret the score in a stylistically appropriate manner. Ultimately, examiners' marking will be determined by consideration of pitch, time, tone, shape and performance, and how control of these contributes to the overall musical outcome.

Repeats: All da capo and dal segno indications should be observed but all other repeats (including first-time bars) should be omitted unless they are very brief (i.e. of a few bars) or unless the syllabus specifies otherwise.

Cadenzas & tutti: Cadenzas should not be played unless the syllabus specifies otherwise. Lengthy orchestral tutti sections should be cut.

Performing from memory: Candidates are free to perform any of their pieces from memory; in such cases they must ensure that a copy of the music is available for the examiner to refer to if necessary. No additional marks are awarded for playing from memory.

Page-turns: Examiners will be understanding if a page-turn causes a lack of continuity during a piece, and this will not affect the marking. A variety of solutions for awkward page-turns exists, including the use of an additional copy of the music or a photocopy of a section of the piece (but see 'Photocopies' below). In cases where candidates at Grades 6–8 believe there is no solution to a particularly awkward page-turn, they may bring a page-turner to the exam (prior permission is not required; the turner may be a candidate's teacher). Similarly, an accompanist for a Grade 6–8 exam is permitted to bring a page-turner to assist with turns in the piano part. Examiners are unable to help with page-turning.

Photocopies: Performing from unauthorized photocopies (or other kinds of copies) of copyright editions is not allowed. ABRSM may withhold the exam result where it has evidence of an illegal copy (or copies) being used. In the UK, copies may be used in certain limited circumstances – for full details, see the MPA's *Code of Fair Practice* at www.mpaonline.org.uk. In all other cases, application should be made to the copyright holder before any copy is made, and evidence of permission received should be brought to the exam.

Scales and arpeggios

Examiners will usually ask for at least one of each type of scale/arpeggio etc. required at each grade, as well as aiming to hear a balance of the specified articulations. When asking for requirements, examiners will specify only:

- the key (including minor form – harmonic *or* melodic – in the Grade 6–8 scales) or the starting note
- the articulation

All scales and arpeggios should:

- be played from memory
- be played in even notes
- be played from the lowest possible tonic/starting note unless the syllabus indicates otherwise*
- ascend and descend according to the specified range (and pattern)

Slurred requirements should be legato throughout. The choice of breathing place is left to the candidate's discretion, maintaining the flow as much as possible.





























Arpeggios and dominant sevenths are required in root position only. All dominant sevenths should finish by resolving on the tonic.

For transposing instruments, the naming of scales applies to the fingering, not the concert pitch; for example, D major for clarinet in B \flat will sound in C, not D.

Examples of scale/arpeggio etc. patterns specified in this syllabus are given on pp. 14–17.

Books of the requirements are published for all woodwind instruments by ABRSM.

The following speeds are given as a general guide:

| | pattern | Grade / Speed | | | | | | | |
|---|---|--|--|--|---|---|--|---|---|
| | | 1 | 2 | 3 | 4 | 5 | 6 | 7 | 8 |
| Scales (incl. chromatic, extended-range & whole-tone) |  |  = 50 |  = 56 |  = 63 |  = 72 |  = 84 |  = 96 |  = 112 |  = 132 |
| Arpeggios (excl. extended-range) |  |  = 72 |  = 84 |  = 96 |  = 108 |  = 126 |  = 48 |  = 54 |  = 63 |
| Dom. & Dim. 7ths; Extended-range arpeggios |  | | | |  = 54 |  = 63 |  = 72 |  = 80 |  = 96 |
| Scales in 3rds |  | | | | | |  = 88 |  = 100 |  = 120 |

* Disregarding low B available to flutes with foot-joints.

Sight-reading

Candidates will be asked to play a short unaccompanied piece of music which they have not previously seen. They will be given half a minute in which to look through and, if they wish, try out all or any part of the test before they are required to play it for assessment. The tables on pp. 18–19 show the introduction of elements at each grade. For practice purposes, books of sample sight-reading tests are published for all woodwind instruments by ABRSM.

Aural tests

The requirements are the same for all subjects. Full details of the Aural tests are given on pp. 134–139.

In the exam

Examiners: Generally, there will be one examiner in the exam room; however, for training and quality assurance purposes, a second examiner may sometimes be present. Examiners may ask to look at the music before or after the performance of a piece (a separate copy is not required: the candidate's or accompanist's copy will suffice). Examiners may stop the performance of a piece when they have heard enough to form a judgment. They will not issue or discuss a candidate's result; instead, the mark form (and certificate for successful candidates) will be issued by ABRSM after the exam.

Tuning: In Grades 1–5, the teacher or accompanist may help tune the candidate's instrument before the exam begins. In Grades 6–8, candidates must tune their instruments themselves. Examiners are unable to help with tuning.

Music stands: All ABRSM Centres provide a music stand, but candidates are welcome to bring their own if they prefer. The examiner will be happy to help adjust the height or position of the stand.

Order of the exam: The individual sections of the exam may be taken in any order, at the candidate's choice, although it is always preferable for accompanied pieces to be performed consecutively.

Assessment

The tables on pp. 146–147 show the marking criteria used by examiners. In each element of the exam, ABRSM operates the principle of marking from the required pass mark positively or negatively, rather than awarding marks by deduction from the maximum or addition from zero. In awarding marks, examiners balance the extent to which the qualities and skills listed on pp. 146–147 (broadly categorized by pitch, time, tone, shape and performance) are demonstrated and contribute towards the overall musical outcome.

Obtaining exam music

Exam music is available from music retailers as well as online, including at the ABRSM music shop: www.abrsm.org/shop. Every effort has been made to ensure that all the publications listed will remain available for the duration of the syllabus. Candidates are advised to obtain their music well in advance of the exam in case of any delays with items not kept in stock by retailers. Apart from queries relating to exams, all enquiries about the music (e.g. editorial, availability) should be addressed to the relevant publisher: contact details are listed at www.abrsm.org/publishers.

AURAL TESTS: included in the Practical exams for all subjects

Listening lies at the heart of all good music-making. Developing aural awareness is fundamental to musical training because having a ‘musical ear’ impacts on all aspects of musicianship. Singing, both silently in the head and out loud, is one of the best ways to develop the ‘musical ear’. It connects the internal imagining of sound, the ‘inner ear’, with the external creation of it, without the necessity of mechanically having to ‘find the note’ on an instrument (important though that connection is). By integrating aural activities in imaginative ways in the lesson, preparation for the aural tests within an exam will be a natural extension of what is already an essential part of the learning experience.

In the exam

Aural tests are an integral part of all Practical graded exams.

The tests are administered by the examiner from the piano. For any test that requires a sung response, pitch rather than vocal quality is being assessed. The examiner will be happy to adapt to the vocal range of the candidate, whose responses may be sung to any vowel (or consonant followed by a vowel), hummed or whistled (and at a different octave, if appropriate).

Assessment

Some tests allow for a second attempt or for an additional playing by the examiner, if necessary. The examiner will also be ready to prompt, where helpful, although this may affect the assessment.

Marks are not awarded for each individual test or deducted for mistakes; instead they reflect the candidate’s overall response in this section. The marking criteria for the aural tests are given on p. 147.

Specimen tests

Examples of the tests are given in *Specimen Aural Tests* and *Aural Training in Practice* (from 2011), available for purchase from music retailers and from www.abrsm.org/shop.

Deaf or hearing-impaired candidates

Deaf or hearing-impaired candidates may choose alternative tests in place of the standard tests, if requested at the time of entry. Further information, including the syllabus for the alternative tests, is available at www.abrsm.org/specificneeds.

Aural Tests GRADE 3

- A To clap the pulse of a piece played by the examiner, and to identify whether it is in two time, three time or four time.** The examiner will start playing the passage, and the candidate should join in as soon as possible, clapping in time and giving a louder clap on the strong beats. The examiner will then ask whether the music is in two time, three time or four time. The candidate is *not* required to state the time signature.
- B To sing as 'echoes' three phrases played by the examiner.** The phrases will be two bars long, in a major or minor key, and within the range of an octave. First the examiner will play the key-chord and the starting note and then count in two bars. After the examiner has played each phrase, the candidate should sing back the echo without a pause, keeping in time.
- C To identify a change in either pitch or rhythm during a phrase played by the examiner.** The phrase will be up to four bars long, in a major or minor key. First the examiner will play the key-chord and the tonic and then count in two bars. The examiner will play the phrase twice, making the change in the second playing, after which the candidate should identify the change by describing it, or singing/clapping. If necessary, the examiner will play both versions of the phrase again (although this may affect the assessment).
- D To answer questions about two features of a piece played by the examiner.** Before playing, the examiner will tell the candidate which two features the questions will be about. The first will be *one* of the following: dynamics (loud/quiet, or sudden/gradual changes), articulation (smooth/detached), tempo (becoming slower/faster, or staying the same); the second will be tonality (major/minor key).